
DR MP3 Workshop Crack [2022-Latest]

Download

DR MP3 Workshop Crack With Registration Code [Win/Mac] [Latest]

"DR MP3 Workshop" is a free MP3 tool that allows you to extract MP3s from CDs, resample and extract portions from CDs, normalize all tracks with equal volumes, encode with the LAME encoder (VBR - variable bit rate) and much more! The audio extraction from CD uses several different algorithms depending on the quality of the music, but if a CD is scratched, the audio extraction will only extract the music from a certain amount of the CD and create a new file for the rest. A very good quality CD will have a portion of the CD that has perfect audio and a portion of the CD that has a scratch. This program will then extract the music from the portion with perfect audio and create a new file for the portion with the scratch. "DR MP3 Workshop" allows you to extract and encode from multiple CDs. You can also extract from a CD, copy it to a WAV file and then encode to an MP3, allowing you to also burn WAV files to CDs. All tracks in an album will be normalized and set to an equal volume. You can also normalize every track individually and then decode to WAV files. All CD-R's can be written to. You can also use the auto normalization option and select a track for correction. In this case, the program will automatically read the CD and tell you if there is any abnormality in the audio or if you can continue. "DR MP3 Workshop" also supports the LAME encoder and allows you to create VBR encoded MP3s. You can also include ID3 tags to your MP3s and re-tag your files using the included tags. You can also specify what files you want to have changed, such as you want to change all files with the word "MP3" in the filename to "FLAC" (Free Lossless Audio Codec). "DR MP3 Workshop" supports multiple file formats, including WAV and MP3 and will create files that can be opened in Windows Media Player. You can also add information to the ID3 tags in the files. You can select the number of channels and bitrate for MP3s. You can choose from options such as stereo, 5.1 and 6.1 surround sound. You can also choose the sampling rate. For example, your CD may have 44.1kHz, which is CD quality, but if the CD has 48kHz then it will be higher quality. The quality will also

DR MP3 Workshop Full Product Key Free


























Use these keyboard shortcuts to get more useful menu options, resync a batch of songs, copy and paste between the menus and more. For more details, click on: FMRadioRipper was designed to be a light weight program for ripping CDs. It is very easy to use, even for absolute beginners. It is like iTunes but all about ripping your CDs to your computer. It is a free download. This version contains no resampling or "cleaning" options, and a missing rendering feature is being worked on. Note: Rip songs using the music folder. Drag and drop your music folder onto the FMRadioRipper icon on your desktop. Press Start. FMRadioRipper will start ripping your music to the default folder. FMRadioRipper has a simple interface. You should only need to interact with it once.

You can navigate through your music using the next, previous, cancel, skip and pause buttons. Click the "Playlist View" button to see your playlists. Tapping on the playlists displays the list of your playlists. To select a playlist, tap on the playlist. To select a song, tap on the song. To select a track, tap on the track. If you have any problems with the program, e-mail FMRadioRipper at fm@fmshow.co.uk. Foobar2000 is one of the most popular media players available for Windows. This skin adds a lot of features to the player and allows it to easily be integrated into your existing Foobar2000 installation. Once installed, it will add a "Player" button in the main toolbar of Foobar2000 which, when clicked, opens a window with options for ripping CDs. Please refer to the Foobar2000 forum for more information on this skin. BatchRipper has a GUI for ripping CDs and it allows you to save your settings to a file. A couple of settings can be saved to a text file to be used as an option file. Note: you can choose your rip settings from the "Settings" submenu. To do this, set the "Options" submenu to "Settings" from the File menu. To save your settings to a file, select 77a5ca646e

DR MP3 Workshop License Keygen [32/64bit] [2022-Latest]

Many Windows computers already come with a CD-drive, but it is not being used to it's full potential for burning discs. DR MP3 Workshop has all the tools to burn your MP3s to a CD or for ripping audio from CDs. It can also perform encodings, resampling, and retagging as well as normalizing and lowering the volume. Getting your MP3s into a CD will be a breeze. CD-DB Enabled: The CD-DB is a site where you can download CD information. By default it will search for "cddb" on the web for the default settings, but if you have a CDDb URL (or you have a custom CDDb) you can use that instead. CDDb allows you to automatically save the artist, album, track, genre, year, time and bitrate to a CD or MP3 file. If you wish to add a file (eg: an image) you can import it from a file or the CDDb. You can also download a listing of your CD and songs from the CDDb. Once you have downloaded the listing you can set the number of songs or tracks you want to grab. This can be multiple songs or all the songs on the CD. You can also set up what kind of quality you want to use. Best quality means no compression at all - MP3, LPCM (ADPCM and Speex are also acceptable). Worst quality means use the smallest possible compression - ALC3 and LPCM are preferred. There are other settings as well. Proxy Support: Proxy servers can be used to connect to the internet and bypass internet firewalls. Proxy servers can be set up to search for proxy servers on the internet as well as use your own proxy server. This is highly recommended for users behind internet firewalls as your connection may be slow or just blocked. CD-DB and Proxy servers can also be set up to use a proxy only when searching for CDDb information. This is useful if your proxy server has a proxy list for CDDb (and you are not using a proxy server). CDDb can also be set up to use a proxy server if your PC is behind a firewall. This is useful for users in countries with heavy firewalls as the CDDb will be allowed to search the internet. To setup a proxy server go to Control Panel, Internet Options, Connection tab

What's New in the DR MP3 Workshop?

DR MP3 Workshop is an audio MP3 editor for Windows. Changes from the older version: MP3 Workshop v3 has a completely new user interface. It is far easier to find the features you are looking for now and there is some cool new stuff. If you use the old menu to open the options you will find that the drop down menus are totally unusable. Some of the options on the menu are now on the left of the menu rather than the right. Please try the old version out for a while before you give up if you are having problems with the new version. What is it? DR MP3 Workshop is a totally free MP3 tool that can convert and edit MP3s. Features:  Allows you to extract from CD-R's as well as CD's.  Extracts from CDs with noise reduction.  Can be run under task bar in the background.  Can extract only selected tracks.  Ability to load and save your settings.  Contains an excellent resampler (WMADec).  All encoders (LAME, Xing) are present.  User friendly interface.  Xing auto encoder for hard drive use.  Simple to use and lots of options.  Ability to save in wma format.  Ability to change ID3 tags after extraction.  Ability to transcode encodings.  Handle lossless WAV and MP3 files.  Resample as well as encode.  Ability to Fade/In out.  Support for MP3 Splitter.  Supports CD-DB.  Ability to connect to Internet CD-DB servers.  Option to enable Jitter Correction to fix CD-drives.  Ability to Change Bitrate of your audio.  Option to Clear Existing CD-DB data before processing.  Option to calculate CD-DB date.  Option to normalize your audio.  Support for VBR (Variable Bitrate) Getting Started: It's very easy to get up and running with the program. Once you have downloaded the program it is a simple matter to put in the CDs that you want to use. You can then select your options by pressing F1-F9 as you see fit. At the

System Requirements For DR MP3 Workshop:

For Windows XP/7/8/8.1/10 Game requires a 512MB (minimum) video card and system RAM of 1GB 16GB (16000MB) minimum hard disk space Audio driver for DirectX® 9 (version 9.0c) and the latest audio plug-in For Windows Vista 32GB (32000MB) minimum hard disk space Windows Vista Service Pack 1, or newer 16.4GB

Related links:

- <https://texvasa.com/wp-content/uploads/2022/06/hrodpat.pdf>
- <https://emdertilothuntadod.wixsite.com/anfimese/post/cats-alive-crack>
- <https://michele-damico.com/?p=22242>
- https://sweetangels.in/wp-content/uploads/2022/06/Ewe_Virtual_Machine.pdf
- <http://www.ventadecoches.com/css-peeper-crack-activation-code/>
- <https://sehatmudaalami65.com/?p=4626>
- <https://prendimisubito.com/wp-content/uploads/2022/06/nikman.pdf>
- <http://www.wellbeingactivity.com/2022/06/06/signmyimage-registration-code-2022/>
- https://naamea.org/upload/files/2022/06/dLuNzztXOHgKPaDFgnJs_06_3dd30d86dc896506fca9284f55f61e7c_file.pdf
- <https://www.slaymamas.com/convert-multiple-aac-files-to-mp3-files-software-updated/>